

A Good Yarn

It's Show Time

ALL THE GUILD WINNERS
FROM THIS YEAR'S

**EASTER
SHOW**



Plus

MAKE OUR 40TH ANNIVERSARY BEANIE, MEET INSTAGRAM INFLUENCER ADAM CLEEVELY, JULIE STEEPE TALKS ABOUT HER PASSION FOR SHEEP, GROUP REPORTS AND MORE



In this issue

INDEX
MAY 2026




FEATURES

Show time • Easter Show 2026 Report	03
Designer profile • Adam Cleevely	04
Retailer profile • Julie Steepe	06
40th anniversary beanie	08

REGULAR ITEMS

From the President	02
Guild Information	07
Meet the members	08
Group reports	09
Retail members	16

 RAVELRY | /groups/knitters-guild-nsw-inc

 INSTAGRAM | knittersguildnsw

 FACEBOOK | kgnsww

© Knitters Guild NSW 2026

Designed by www.hykecreative.com.au

Printed by Jennings Print



A WORD FROM THE PRESIDENT

Hello everyone

Welcome to a bumper packed issue of A Good Yarn. I hope that you have had a productive time over Easter and the past 3 months.

Congratulations to all of our Show winners from the Easter Show and the local shows. I have been seeing some wonderful entries on Facebook that our members have produced. There are some very interesting items. I look forward to seeing the wonderful work that is produced over the remainder of the year. It is always exciting to see what our members create!

As you know, we held our 40th Anniversary luncheon on 2 May. I hope that those who were able to attend enjoyed the opportunity to celebrate our birthday and catch up with those members who you don't have the chance to see often.

The anniversary lunch followed our Annual General Meeting. Thank you to all those who were able to attend, either in person or online via Zoom. Your participation means our Guild is able to continue its work, so thank you.

Enjoy your crafting over the next few months and I look forward to seeing all the creations that are entered into shows via Facebook.

Raewyn Tippett
President

PRESIDENT
Raewyn Tippett

SECRETARY **TREASURER**
Pat McGregor Mary Carlos

VICE PRESIDENTS
Hannah Smith &
Margaret Harradine

COMMITTEE MEMBERS
Bryony Mika, Katherine Ireland,
Peter Jobson, Marilyn Woodcock
• Executive Committee as at 1.5.2026

ON THE COVER

The Lerwick Cardigan, by Fiona Donovan.

Read more about the project in our Meet the Members article on page 15.



A Good Yarn

Next issue will be the August issue.
Please have your submissions to us no later than 10 July.

SHOW TIME

Congratulations to the following Guild members who were awarded ribbons in the Knitting and Crochet categories at this year's Show.

In 2026 the Show received 233 knitting entries (220 in 2025; 198 in 2024), and 321 crochet entries (325 in 2025; 220 in 2024). Amid such tough competition it's wonderful to see so many Guild members earning prizes.



BEVERLEY ARTISS (GOULBURN)

Knitting

Highly Commended –
Class 110: Adult Knitted
Accessories

ELIZABETH CLOTHIER (WEST RYDE)

Crochet

Highly Commended –
Class 132: Child's
Garment (2 yrs +)

FIONA DONOVAN (INNER CITY)

Knitting

First – Class 105:
Stranded Garment
Third – Class 110: Adult
Knitted Accessories

LOUISE DOUGLAS-MAJOR (INNER CITY)

Knitting

Second – Class 113:
Blanket or Rug
Third – Class 106:
Stranded Garment
Highly Commended –
Class 111: Scarves
and Shawls

JANE DOWNEY (INNER CITY)

Crochet

First – Class 135:
Tunisian Crochet

KERRY DOWSETT (WEST RYDE)

Knitting

Second – Class 101:
Baby's Jacket or Dress

SONIA FORSYTH (CAPITAL REGION)

Knitting

First – Class 112:
Adult Socks
Highly Commended –
Class 110: Adult Knitted
Accessories

BETHWYN GARSWOOD (INNER CITY)

Knitting

Third – Class 111:
Scarves and Shawls
Highly Commended –
Class 105: Stranded
Garment

KAREN GASKELL (SOUTHERN)

Crochet

Highly Commended –
Class 133: Adult Garment

DEBORAH HAMMOND (INNER CITY)

Knitting

Second – Class 106:
Stranded Garment

AUGUST JAMES (WOY WOY)

Crochet

Second – Class 135:
Tunisian Crochet

LINDA KING (INNER CITY)

Knitting

Highly Commended –
Class 108: All-over Lace
(< 3ply)
Highly Commended –
Class 109: All-over Lace
(2 ply or finer)

BARBARA LLOYD (INNER CITY)

Knitting

Highly Commended –
Class 10: Adult Garment

CATHERINE MARCEAU (BLUE MOUNTAINS)

Knitting

Second – Class 109: All-
over Lace (2ply or finer)

MONICA MATISAN (INNER WEST)

Knitting

First – Class 106:
Stranded Garment
Second – Class 103:
Sleeveless Garment

CINDY MCLAUGHLIN (INNER CITY)

Crochet

Second – Class 136:
Adult Crocheted
Accessories

MARGARET RAFFERTY (INNER CITY)

Crochet

Third – Class 128: Pram,
Cot Cover, Baby Blanket
Third – Class 133: Adult
Garment

HANNAH SMITH (INNER CITY)

Crochet

Highly Commended –
Class 125: Stole/Shawl/
Wrap, 5ply or thicker

SUSAN STEPHENS (BLUE MOUNTAINS)

Knitting

(Pictured above)
First – Class 110: Adult
Knitted Accessories
First – Class 111:
Scarves and Shawls
First – Class 113:
Blanket or Rug
Second – Class 102:
Child's Garment
Third – Class 105:
Stranded Garment
Highly Commended –
Class 107: Adult Garment

JOHANNA STERIOVSKI (SOUTHERN)

Knitting

First – Class 102:
Child's Garment
Second – Class 104:
Textured Garment

ELIZABETH STEVENS (INNER CITY)

Knitting

Highly Commended –
Class 112: Adult Socks

We sincerely apologise if we've missed your name from this list, but please let us know if we've left you out so we can include you in any follow-up item.



DESIGNER PROFILE

ADAM CLEEVELY



Robynn Ross spoke with Adam Cleevely about his journey from novice knitter to Instagram influencer

Every Instagram post by Adam makes me laugh. When I first saw him on the 'Knitting Help Line' talking into the ball of wool on a knitting needle microphone, I became an avid follower. Check him out.

In the knitting world, Adam Cleevely is a new kid on the block who started knitting in 2022 when a colleague at work told him she was learning to knit for her New Year's resolution. Something in his brain clicked, and within days he had needles and yarn, and soon after, a completed scarf. He was hooked and put effort into creating an Instagram profile and community in late 2024. As of February 2026, he has a combined online following through Instagram, TikTok, Facebook and YouTube of 190,000 and climbing. That probably means he's an influencer.

BUSINESS MEETS HOBBY

With an entrepreneurial and commercial background, Adam has tried to combine financial goals with what's essentially an obsessive hobby, with minimal success. He did Engineering, Economics and Management at the University of Oxford, then worked as a consultant for several years before taking on roles in biotech, food delivery, health supplements, charity sector, etc. As a chief executive who scaled a small company to multi-million revenue in a few years, the challenging level of resilience required helped him as he built an online profile. You need immense toughness to continue in an online environment where you are exposed to the whims of the algorithm as well as random comments from people you don't know.

As a highly analytical thinker, Adam's worldview is shaped in the way he approaches things and surmounts obstacles. Instead of thinking about systems, shapes, processes and complex maths, Adam prefers to 'simplify appropriately' as he was taught at Oxford. That is something he feels passionate about when it comes to teaching and sharing his knowledge. His goal is always to simplify something in the best possible way, so that it can be communicated clearly. Overcomplicating things creates unnecessary barriers for people, while simplifying things make them more approachable.

BECOMING A KNITTER

The first thing he ever made was a cabled scarf with a reversible cable on it. It actually encapsulates his style, as there were three different colours of green used along the length, giving colour and aesthetic texture within the cable itself. This taught Adam what he did not require to be a knitter - and that was a pattern! He did his research, decided on a cable, taught himself the principles and therefore that is what he knitted.

Motivation comes in many forms – creating patterns, designing complex cable patterns and actually completing items from his WIP pile. His mind flits between many different things in the knitting world and he gets very passionate about different projects. It is rare that Adam knits patterns made by other designers.

Adam has talked publicly about having tested more than 12 business plans in 2025 as he is passionate about creating a sustainable business model for himself within knitting. To sustain his knitting lifestyle, he is hopeful that his new business of luxury craft retreats, Maker Getaway, will thrive. Trying to find ways of monetising his presence in the craft arena and creating yarn-based and craft-based retreats is a huge resource drain on his time, but it could be the opportunity to create a meaningful revenue stream. This would free Adam to decrease the time doing other work that isn't related to knitting.

KNITTING PREFERENCES

Preferring cables and lace knitting to flat texture, using variegated and hand-dyed yarns over block colours, Adam likes things that are bold and contrasting that draw the eye. Being sensitive to some fibres, he loves merino, merino/ alpaca blends and superwash wool that is soft and squishy. He also loves to play with fibre and watch YouTube, knitting along with an instructor to try difficult techniques or new ideas.

Instagram is Adam's primary social presence and his enthusiasm and ability to explain and demonstrate techniques is brilliant. Taking a very light hearted approach to knitting allows people to enjoy a break from the serious state of the world. This connection to his online community creates such joy where knitting conversations uplift the viewer and give them a giggle. When you see Adam playing James Bond and M having a knitting conversation, you cannot help but laugh out loud. Another knitting community he loves is the charity S-E-W Positive, where he teaches knitting to a group of socially isolated people, creating more community connection.

There is such authenticity in the way Adam approaches his knitting. He does not seek permission or create items that others do. In the knitting world he has noticed nervousness and hesitancy as many crafters feel they need permission to progress onto the next level or speciality. All Adam sees are opportunities to do what he wants and that is his playground. From his posts, it is evident that ego is not involved. You will hear about his mistakes, follow his adventures at yarn shows, study his mini lessons and then have hysterics when he dresses up in character to entertain his followers.

DESIGNING FOR SUPPORTERS

Creating patterns is Adam's challenge, but he finds this odd, as he believes that there is no money to be made in pattern design. He does not enjoy the process but soldiers on with designing because of his large following. When he creates something new, he is often inundated by many requests for the patterns and he feels obliged to support his community by doing so. Hence, Adam's patterns are really made for the people who have supported him along the way.

Another challenge about being online is that you often get misunderstood, or projects that you put a huge amount of passion into get a terrible reception. This is hard to stomach, but these difficult feelings can be overcome within his supportive peer groups and his local knitting groups who know him well. They have been there with him before his online life and are reliable rocks in his knitting world.



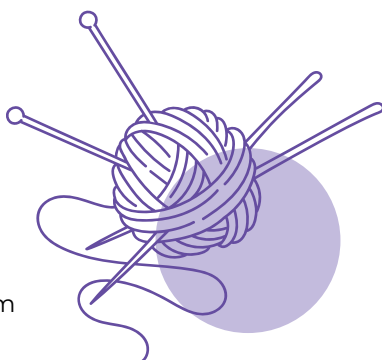
RAVELRY
Adam Clevely



INSTAGRAM
@clevelyknits



MAKER GETAWAY
makergetaway.com or
@MakerGetaway on Instagram





PASSION, NOT PROFIT

Specialising in 17 micron 4 and 8 ply yarn, Julie is a merino farmer who only uses wool from her sheep which is chemical free and produced completely in Australia.

For over 25 years, she has been a bookkeeper and is also a Registered BAS Agent. This experience tells her that her wool enterprise is not profitable and it makes little financial sense to continue. However, when you have a passion about your animals and the mere fact of working with them makes your heart sing, you follow your dreams. Julie's pet sheep Lucy Lamb had to move out of Newcastle and Lucy Land, their new home, was purchased in 2013. Naturally Lucy's 25 woolly friends from Cunnamulla had to keep her company.

A Woolly Yarn is Julie's YouTube channel which features her dogs, her much loved merinos, and her chickens while she does her farm chores. This promotion of her enterprise keeps her motivated, as does the 100% Australian made logo that she is so proud of. It also keeps people connected to her efforts. While it is cheaper to have her wool processed overseas, Julie is keen to support the Australian wool industry, so she chooses to pay more so she can have her wool spun at Bendigo Woollen Mills.

A LASTING LEGACY

2025 was the Bi-Centenary of the Australian Agricultural Company (AA Co) which was given a Land Grant in 1824 to set up one of Australia's first merino farms. Julie owns a small portion of that original Land Grant and the fact that it is still running merinos 200 years later shows the importance of continuing an Australian tradition.

What sets Julie apart from other farmers is her absolute love for her sheep and her refusal to use the practice of mulesing or tail removal. She finds all the other sheep breeds quite unfortunate looking and struggles to comprehend why anyone would choose to have any other sheep than merinos!

Julie hand raises all her sheep, keeping the numbers low so that she can name them. To prevent overstocking Julie tries not to have more than 85 head, especially as they are hand fed at least twice a week. They always have access to one of three 240m² sheds and 16 paddocks on a rotational basis.

The most challenging thing about working with sheep is that they die, despite all she does to care for them. Because Julie is present at the birth of every sheep and names each one it is especially difficult, and always heartbreaking to say goodbye. There are many predators who attack the flock – wild dogs, foxes and even wedge tailed eagles grab lambs from the air. Parasites like Barbers Pole and Liver Fluke also create havoc.

LEARNING AS SHE GOES

Everything Julie does is self-taught, including farming techniques as she has no farmers in her family. She learned to crochet and to dye wool from YouTube. While she holds a Diploma in Holistic Management and Permaculture Design Certificate, she is a very big fan of Pat Coleby's work and tries to use her natural techniques where possible. Unfortunately, Julie lacks a mentor as she feels that sheep are just not profitable enough within a small



RETAIL PROFILE

STORIES FROM LUCY LAND

Robynn Ross spoke with Julie Steepe, a merino farmer from NSW's Mid North Coast.

One of my voluntary jobs is to answer the Guild phone and that is where I met Julie, who had a query about renewals as a new retail member. We had such a lively conversation, I asked if I could interview her for A Good Yarn.

Julie lives on 100 acres at Bulahdelah on the Mid North Coast, a beautiful spot of the world where there are many stunning beaches close by. Living as self-sufficiently as possible only an hour from Newcastle, she has the peace and quiet of country life, being completely off grid and only connected to the internet and telephone via satellite.

holding for people to care, so tending to their health and wellbeing has been a huge learning curve for her.

Julie sells superfine 4 and 8 ply in its natural form, single sourced and chemical free. It is not carbonised or superwashed, but simply scoured, carded and spun. Her personal product research has shown that people with wool allergies have zero reactions if using her product.

THE BENEFITS OF WOOL

In its natural form the wool produced on Lucy Land provides numerous health benefits. It is anti-inflammatory, anti-microbial, temperature correcting, aids in blood circulating, is odour resistant, reduces pain and burning sensation, is anti-chafing, reduces swelling and absorbs sweat. Julie advocates the using and wearing of fine merino wool to aid in many chronic aches and pains. Wool is a sustainable product and as sheep need to be shorn every year, it is a joy to be able to utilise this gorgeous wool. When you are done with your woollen garment, you can undo it and make a new garment and because it's biodegradable you can even compost it!

Julie also sells dyed wool using food colouring, although she prefers the purchaser to dye it themselves. She loves the idea of getting people involved in their own projects and dyeing wool is so easy and so much fun. She also takes commission orders and can crochet any pattern supplied. Passionate about self-sufficiency, Julie encourages you to use her ultra fine merino wool to create your own masterpiece.

In Julie's words, "I only use the wool from my sheep (single sourced) as it is so soft and squishy. I find other wool and yarns just can't compete. It is really not polite, but I struggle to hide my reaction of unpleasantness when I touch other people's wool as nothing compares to the softness of my 17 micron wool."

Yes, I am going to have to try this superfine merino.



WEBSITE

WWW.LUCYLAND.COM.AU
WWW.AWOOLLYARN.COM.AU



YOUTUBE CHANNEL

WWW.YOUTUBE.COM/@AWOOLLYARN



EMAIL

JULIESTEEPE@OPTUNSET.COM.AU

GUILD INFORMATION

Executive Committee Meetings are held online (via Zoom) on the 3rd Thursday of each month from 7.30pm. Any member is welcome to attend. Please contact the Secretary to obtain the Zoom link by emailing secretary@knittersguildnsw.org.au

EXECUTIVE COMMITTEE PRESIDENT

Raewyn Tippett (Virtual)
president@knittersguildnsw.org.au
0402 559 236

VICE-PRESIDENTS

Margaret Harradine (Inner City)
Hannah Smith (Inner City)

SECRETARY

Patricia McGregor (Pittwater)
secretary@knittersguildnsw.org.au

TREASURER

Mary Carlos (Woy Woy)
treasurer@knittersguildnsw.org.au

COMMITTEE MEMBERS

Katherine Ireland (Inner City)
Marilyn Woodcock (Virtual)
Peter Jobson (Southern Highlands)
Bryony Mika (Inner City)

CONTACT

Guild Phone: 0437 239 391
PO Box 460, EPPING NSW 2121
www.knittersguildnsw.org.au

SUB-COMMITTEES

Guild Collection

Merrin Marks (MidNorth Coast)
curator@knittersguildnsw.org.au
Information Management & Membership
membership@knittersguildnsw.org.au

Charity

Robynn-El Ross
(Southern Highlands)
charity@knittersguildnsw.org.au

A Good Yarn Editor

Marg Rafferty (Inner City)
editor@knittersguildnsw.org.au

Publicity Officer

publicity@knittersguildnsw.org.au

Website

Stella Fava (West Ryde) web@knittersguildnsw.org.au

Workshop Convenor

Sally Ogilvie (Woy Woy)
workshops@knittersguildnsw.org.au

Public Officer

Stella Pearce (Capital Region)
Officer@knittersguildnsw.org.au

Details correct as at 1 May.

FIBREFEST 2026
by Knitters Guild NSW

SUNDAY 27th SEPTEMBER
10AM - 3PM

WYONG RACE CLUB & FUNCTION CENTRE
Howarth St, Wyong NSW 2259
A short 5 min walk from Wyong Station

FREE ENTRY
Stalls (Yarn & Craft)
Demonstrations
Fashion Parade
Food & Drink
Great Music
Stunning Location

Great day out for the whole family!

More information:
www.knittersguildnsw.org.au
festival@knittersguildnsw.org.au

WHAT'S ON

BIRTHDAY BEANIE

Celebrate the Guild's 40th birthday with a Waratah Beanie, designed by Hannah Smith.

The Anniversary Waratah Beanies are stranded colourwork beanies designed for the 40th anniversary of Knitters' Guild NSW. They are worked seamlessly in the round and use only two contrasting colours of yarn at a time. There is an 8 ply and a 4 ply version and both versions have 55cm (22") circumference and are 22.5cm (9") long. These patterns will be free during 2026 on Ravelry and after that they will be available to logged-in members on the Guild's web site.



The **8 ply version** uses 40cm 4mm circular needles and has a gauge of 20 sts per 10cm (4") and 24 rows to 10cm (4"). You will need the following yarn: white approx. 45g or 90m, red approx. 15g or 30m and green approx. 5g or 10m.

The full pattern can be found here:

www.ravelry.com/patterns/library/anniversary-waratah-8-ply

The **4 ply version** uses 40cm 3.25mm circular needles and has a gauge of 24 sts per 10cm (4") and 33 rows to 10cm (4"). You will need the following yarn: white approx. 35g or 110m, red approx. 13g or 40m and green approx. 7g or 20m.

The full pattern can be found here:

www.ravelry.com/patterns/library/anniversary-waratah-4-ply



RETAIL MEMBERS

With thanks to the following retailers whose membership helps support the Guild.

Recently, the Guild welcomed these new retail members. For the full list of all our retail members turn to page 16.

Bonnie's Daughter Natural Dye Company is a small family business operating on Awabakal Country. The founder, Emily, is professionally trained in sustainable natural dyeing by the Natural Dyers and Growers Academy. Emily's dye practice utilises time-tested dye plants and recipes to produce a range of long-lasting natural colours. Emily's signature fibre is Eri silk ethically produced in Northeast India. Eri silk is a "peace silk" because the fibre harvesting does not require sacrifice of the moths that spin it. Eri is a beautifully soft and lustrous, trans-seasonal fibre perfect for warm weather climates, and is offered in lace (2-ply), fingering (3 ply), sport (5-ply), and worsted (10-ply) weights.

Website | bonniesdaughternaturaldye.com
Instagram | [@bonnies_daughter](https://www.instagram.com/bonnies_daughter)

Butterfly's Yarn Craft was founded in May 2025 and is an independent yarn shop and studio based in Hurstville, NSW. Led by founder and indie hand-dyer, Butterfly, the studio offers a vibrant range of hand-dyed yarns, mixed fibre yarns, handspun yarn, and its in-house brand, Bo Yarn.


Working across a wide variety of yarn bases, Butterfly creates expressive colourways ranging from soft neutrals to bold, playful tones, with a focus on texture and individuality.

More than a shop, Butterfly's Yarn Craft is a creative space for knitters, crocheters, and fibre lovers to discover unique and inspiring materials.

Website | butterflyyarncraft.com.au
Instagram | [@butterflyyarncraft](https://www.instagram.com/butterflyyarncraft)
Email | butterflyyarncraft@gmail.com

Make N Sip is a yarn store and craft workshop studio located in Enfield, Sydney. They specialise in premium yarn supplies, creative fibre crafts, and hands-on workshops including knitting, crochet, tufting, macramé and finger knitting. Their aim is to create a welcoming space for makers of all skill levels to learn, create and connect with the yarn community. Make N Sip is proud to be an authentic retailer of Cardiff Cashmere and Knitting for Olive, offering carefully curated high-quality yarns to our local community. In addition, they are introducing customised mixed fibre art yarn to Australia, allowing makers to create unique textures and colour combinations for their knitting, crochet and fibre art projects.

Website | makeandsip.com.au
Instagram | [@make_n_sip](https://www.instagram.com/make_n_sip)



GROUP REPORTS

NEWS FROM AROUND THE GUILD.

BLACKTOWN

Our February was quiet with our meeting time spent preparing for the Blacktown Show, and our workshop was knitting with beads run by Caroline Craig.

March saw us busy in preening and planning mode: entrants in the Blacktown Show brought in their knitting and crocheting for us to ooh and aah over. We discussed what to do for the 40th anniversary and decided on holding a small party in August in our regular meeting place and time. We also began organising a bus trip to Bowral in Spring to visit the new guild retail partner and pop in to the Tulip Festival. The group voted to support a rural attendee at the Gathering this year.

Jacinta Wood

BLUE MOUNTAINS

Our monthly meeting continues to be held on the third Saturday of the month at Panthers Glenbrook. Many members arrive early to enjoy lunch in the bistro before the meeting. We welcome visitors and, as a result, our membership has increased over the past twelve months.

The first Sunday of the month social gathering is popular with members, and we now have a new venue, meeting at Tori Café and Bar, Pullman, Penrith.

In January, all members were given a survey asking for feedback, advice,

and suggestions. As a result, we now have a full calendar of events and workshops to carry us through to the end of 2026 and beyond. Members volunteered to conduct workshops, a member volunteered for the role of event coordinator, we have invited several vendors to present at our meetings, and we are busy planning an excursion.

On the last day of March some of our members took the opportunity to attend the Royal Easter Show Arts and Crafts Preview Night. This is a great night to see the works of so many talented people and in particular Knitters and Crocheters.

This year two members of our group entered the Show. Catherine Marceau entered for the first time and won second place for her beautiful hand knitted shawl. Susan Stephens submitted six entries. She received three first placings, one second placing, one third and a Highly Commended. Her gloves received a Standard of Excellence Ribbon and appeared in the Standard of Excellence Showcase.

Jan Marshall, Secretary



Catherine's shawl won second place



Susan with her wrap

CAPITAL REGION

We've had a busy three months in the nation's capital. In January, we set our goals for 2026 and started our year long project to improve our garment making. At our meeting in February we had a panel of experienced garment knitters share their process before they cast on a new garment. The Royal Canberra Show was also in February so our members were entrants, volunteers and stewards in both the knitting and crochet sections. A special thank you goes to both Frances Browne and De-Arne Crawford for their work in ensuring the Show was a success. In March, lots of knitters, crocheters and other yarn enthusiasts came to Canberra for the Australian Yarn Show. It was a fabulous weekend of workshops, talks and shopping. Our group had a stall there for the weekend, meeting people and talking about the Guild. Thank you to everyone who stopped by and bought a raffle ticket. At our March meeting, we had several new members who we first met at the Australian Yarn Show and we revisited crochet basics so that all members can participate in the intermediate and advanced crochet workshop we have planned for later in the year.

Photos from the display at the Royal Canberra Show (courtesy of member Sonia Forsyth)

Lauren Clancy, Convenor



Our members were entrants, volunteers and stewards at the Royal Canberra Show

CLARENCE VALLEY

Our first 2026 meeting was spent dyeing wool; it was a fun day. Lots of coloured hands and interesting combinations of colour – all hanging on Evol's clothes line. It will be interesting to see what our efforts produced.

In March we learned to knit shells and how to use them in so many different ways – shawls, wraps and borders.

Jenny H, who is a whiz at making soft toys, encouraged us to attempt to try something different and learn a new skill. My bear is not quite finished – he needs some stuffing; it was a lot of fun. Jenny has a menagerie of little friends.

Crochet is next on our list. Some of our group are very gifted in crochet and I'm hoping to learn lots from this exercise.

So much to fit into our program. We all look forward to our meetings and the encouragement that comes from Evol.

Jenny Moar

EPPING CROCHET

Our group is a small one but we continue to meet each month and work on an amazing array of projects. We are learning new Tunisian crochet stitches each month, and enjoying the challenge.

Lesley Wilkes

EPPING

The Epping group was "On the Road Again" in late February, doing what has become their annual bus trip. Thirty-three attendees had a great day. The first stop was The Australian Wool Store, where Kathryn Trippett provided delicious morning tea. Then it was onto Fibre Frolic in Kurrajong for lunch and finally Banksia Yarns, Richmond. Here many of our group were found having coffee across the road at Richmond RSL. Our driver Malcolm, from McDermott's CharTours took us on a great route, taking us through the backtrack areas, showing us the ever-changing landscape with the upcoming new airport and in time the planned Metro route. While this same trip had been done August 2023 the landscape has changed considerably.

With 14 plus new members this year one of our games tested members'

knowledge on who was who. After some cheating, everyone scored well on this quiz and have now learnt a little more about our many new members.

Anne Moore recently ran an education on Mobius knitting, which was well attended. Our talented members took out many prizes at the recent Blacktown Show, well done! Some highlights being: Hilda Kriletic's first for her rug; Lesley Davis's red ribbon for child's garment (jumper & beanie) and Judith Rowling's third for child's garment (jumper). There was a table full of winning items displayed at one meeting, too many to name them all. Our members continue to add to our charity stash, which is always appreciated especially with winter coming soon.

Shirley Gregory, Publicity



The annual bus trip was a success



Hilda Kriletic's prize winning blanket

GOULBURN

As well as our monthly meetings, we've continued weekly library meetups. Visitors enjoying the relaxed atmosphere of the library keep coming back and a good number of them have joined our group as formal members. The Show n Tell portion continues to be a fan favourite with each member getting an opportunity to participate and show off the journey to a completed project.

Recent workshops include converting pattern sizes with Excel, crochet, and miscellaneous mending, all with great success.

Our main event for the last three months was the fantastic Goulburn show! As always, the talent of our group was on full display, and we got to see the whole community's passion for textile art. From knitted cardigans to crocheted tea cosies to woven tapestries, every submission demonstrated the importance of keeping this artform alive, from the skill to the joy of creating.

Christina Wall, Publicity Officer



The group's talent was on full display

INNER CITY

The Inner City Group have been very active lately thanks to our excellent Convenor Bryony Mika and some very talented members who are leading some group projects:

January meeting: Planning for the year ahead as well as beginning the Patty Lyons Bag of Tricks Official Workbook. The Group is working through this together as initiated by Fiona Donovan, and via a WhatsApp group chat to facilitate sharing our progress.

February meeting: Kathryn Trippett led a workshop on Embroidery on your Knitting which was inspiring and a great way to embellish our knitting projects. After the meeting the Group

visited Hand Make Create within easy walking distance in Redfern.

The Group is planning another weekend retreat to Rylstone probably in June to catch the Black & Coloured Sheep Breeders Association meeting that is going to be held there on June 7th. We are also making plans for the 40th Anniversary of the Guild. Many of us are planning to attend the AGM on Saturday 2nd May @ 11am and the lunch celebrations afterwards at the Castlereagh nearby.

Katherine Ireland, Secretary



Kathryn Trippett led a workshop on embroidery in February

INNER WEST

Our Group has had a very busy quarter one in 2026.

In January, Helen Zammitt completed a final, twelfth animal for her Chinese zodiac collection with the horse.

In February, we held a Provisional Cast-on workshop. Thank you to Mary-Helen for demonstrating the Provisional Cast-on. There's nothing quite like sitting down with a teacher to learn a new skill, the energy that's created and the delight that comes as forms take shape.

In March, Jack Russell Refuge Members embraced the challenge to stash bust and knit dog sweaters for online auction by Jack Russell Refuge. Members saw an opportunity here to embrace the challenge with intent to try out that new stitch or another way to stash bust leftover yarns. The attached picture displays a rich variety of colour and size for the refuge and dog supporters to be excited by.

Our March workshop was an introduction to Tunisian Crocheting by our very skilled and passionate member Bernadette Chad. First timers trying out this technique had lots of questions on how to hold the hook, understand hook placement and yarn hold.

Cheryl Dolan, Secretary.



Helen completed her twelfth Chinese zodiac animal



Members created dog sweaters for the Jack Russell Refuge

KATOOMBA

Our first workshop for the year was on how to read crochet symbols, with many examples completed by our members.

We have been busy knitting the 40th Anniversary beanies. These beanies will be worn on our meeting day in May.

Ronah Tuite, Convenor

MACARTHUR

The Macarthur Group enjoyed our annual visit to The Wool Inn in March. Once again, we were graciously welcomed by Anita and her staff. Many members added patterns and an assortment of yarns to their stash.

Anita spoke with us about a designer, Dan Doh, and showed us various knitted up garments, using different yarns. The patterns can be readily adjusted to suit all shapes and sizes.

Once again many of our members were successful at the local Camden Show. Congratulations to all our winners in the Crochet and Knitting section: Nikki Fox, Linda Lovely, Elke Birt, Kathleen Wall, Sue Humphreys, Klara Bosch and Lurlaine Shennan.

Lurlaine also deserves a huge congratulations as she won the Most Successful Exhibitor - Knitting.

Our library has also been overhauled. We have renumbered all our books and hope to soon create a catalogue for easier access for our members.

Alison Wootten, Publicity Officer



Elke Birt's prize-winning entries

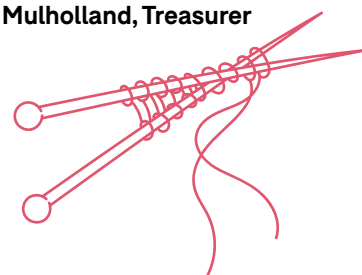


Nikki Fox had success at the Camden Show with her crochet entries

MAITLAND

While our members are steadily making and creating while sharing their knowledge and skills, some members also had an opportunity to attend the Australian Yarn Show in Canberra. We travelled to and from Canberra on the train allowing plenty of time to knit and chat. Those who attended the Show, thoroughly enjoyed connecting with other members from across the Guild and also adding items to their stash.

Cynthia Mulholland, Treasurer




MID NORTH COAST

Our group has been working on making our “show and tell” session more meaningful by making a list that we can refer to, using Facebook. Members can see examples of these patterns and refer back to the list. Some of our members have been working on appeals for winter items as well as working on baby packs for new mothers. We conducted a workshop in February on using the Ravelry Knitting app more effectively and how to access the filters to provide the best searches. We also discussed favourite podcasts and created a list for our members. In March we had a short workshop on Norwegian Continental knitting for members interested in trying a different style for general knitting and colourwork. At the moment we are working on more community exposure and presence to attract others to join our group.

It is also with deep sadness and a heavy heart that we acknowledge the passing of one of our members, Debbie Ward. Debbie was a fabulous knitter and crocheter, who shared beautiful pieces with us, inspiring us always.

We were all impressed by Carol Robinson's amazing lace shawl.

Rebeca Mendez, Convenor



Carol Robinson's lace shawl

MUDGE

In preparation for future projects, members are investigating the knitting of differently patterned squares which, joined together, will eventually produce rugs, for donation to various charities. Previously such squares have been crocheted together but online research is leading one member at least to experiment with methods of knitting the squares into larger blocks.

We have not undertaken any specific or targeted workshop tasks as yet this year. Instead, we have focused

on individual, personalised projects. It is wonderful to watch the progress members make from month to month, and to then see the finished articles. We enjoy lovely afternoons together, sharing ideas and pattern suggestions as well as afternoon tea.

Sally Colley, Publicity

NEWCASTLE

The Newcastle Group welcomed our guest speaker, Alison Bryson, to our March meeting. Alison is the author of Knitting, Tatting and Nervous Breakdowns. She spoke about how the repetitive and meditative nature of knitting played an important role in the acute stages of recovery from mental illness and continues to be of benefit. Her book has been purchased for the library; it is also available online and in retail outlets.

Alison shared her early knitting and tatting efforts with us and explained how difficult it was to accept not being perfect.

Born in the Lowlands of Scotland, Alison, expressed a great interest in Sanquhar knitting, an historic technique from Scotland. Usually gloves consisting of two colours, traditionally black and white, knitted in geometric patterns with the upper cuff featuring the initials of the wearer and the date. The challenge with Sanquhar knitting for Alison has been knitting in the round.

Alison mentioned the Evolve Mental Health and Wellbeing Hub at Charlestown as a free walk-in service for people experiencing mental health issues.

Sue Quayle, Secretary and Kate Zimmerman, Convenor



In March we welcomed guest speaker Alison Bryson

NORTHERN TABLELANDS

The Northern Tablelands Group had great success at the Armidale Show with our Autumn Leaves Shawl taking out First Place in the Group Knitting section. We used Anna Stoklosa's amazing pattern, with stash-busting was the order of the day though each leaf used surprisingly little yarn. The crocheters in the group added to the display with extra, beautifully formed, fallen leaves under the shawl.

A fortnight after the show, the shawl had another outing at Armidale's Autumn Festival – the perfect setting. A big shout-out to KerryAnn and Sean for organizing the day and printing the flyers and posters, and also to the merry band of helpers.

“Learn to Crochet with Sean” was a hit in late March with seven new faces arriving for a hectic afternoon of fun. We're all looking forward to Part II.

Poppy-making was the focus for our first Wednesday meeting of April with some patterns providing a bit of an interpretation challenge. The aim over the next couple of weeks is to make enough poppies to add some new life to the ANZAC wreath made by the group for the Ex-Services Club.

Tracy Everett, Secretary



The group's winning entry at the Armidale Show

PITTWATER

The Pittwater Knitters' Guild has been a hive of activity in the last three months. One of our talented experts in crochet, Barb, has kindly provided us with patterns for 3D crochet flowers. This activity has been embraced by the members who are crocheting amazing flowers that will eventually be able to be joined together for a blanket.

Janelle offered an Intarsia workshop at which many of us learnt the Intarsia techniques and a nifty way to make your own bobbin of yarn for Intarsia knitting.

Deb has shown us how to do magic loop knitting and how to place markers for top-down knitting.

Many of the members knitted a bunny inspired washcloth for Easter. At "Show and Tell" there are numerous items to admire such as beautifully made knitted and crochet characters. Janice received high praise from the members for her knitted "Bluey" and "Bingo". The cabinet at Mona Vale library was changed to display neutral coloured baby clothes with many members kindly knitting and crocheting various baby items for this. There have been countless donations of crochet blankets and knitted hats for charity.

Gill Ashley, Secretary



Janelle with her crocheted skirt



Barbara's beautiful crocheted bedspread



Claire, in her beautiful plum jumper

SOUTH GRAFTON

Members were treated to a workshop by our Secretary, Marcia, at our February meeting. Marcia showed us how to make bracelets using the seeds from Jobs Tears, a teardrop or round seed of about 8mm, using needle and thread.

Barbara recently completed this beautiful crocheted bedspread featuring a puppy. What a huge project! Many hours of work in this. And Jennifer has finished a lovely crochet triangle shawl, the pattern is Wild Ginger by Lisa Cook. It is lightweight and airy, perfect for autumn.

Nancy Small, Publicity Officer



Melinda Murray in her ranunculus sweater



Jennifer's Wild Ginger shawl

SOUTHERN

The Southern Group has continued to welcome visitors and new members in the first quarter of 2026.

We were very proud of Abbey's result of Crochet Designer of the Year at the Australian Yarn Show.

We also farewelled Guy, as he and Sue start their lap (or two) of Australia. Otherwise, the start of the year has been very much about catching up, planning for the year ahead and enjoying good company while progressing our projects.

Gemma Lawrence, Convenor



Kayleen with her beautiful knitted shawl

SOUTHERN HIGHLANDS

Many new knitters in our group requested lessons on shawl shapes, cast ons specific for shawls and wraps, and easy patterns to follow. We have a great library and members brought in an amazing pile of shawls to inspire, as well. Each person chose their own pattern and the 'experts' helped them with selections and instructions. When these are completed, we are teaching short rows and three-needle bind-off to help the newbies finish garments professionally.

Robynn Ross

THE ENTRANCE

Our year is off to a flying start! We recently enjoyed a wonderful Easter meeting, complete with sweet treats and adorable knitted chickens. We also had a fantastic steeking workshop with Sue Hobbs in March.

Coming up we have our Mother's Day Challenge: Get your hooks and needles ready for our 10-inch granny square challenge at the next meeting! We'll also have opportunities for skill-building, with upcoming workshops in double knitting, felting, and drop spindle.

We are gearing up for a huge October, celebrating 13 years of The Entrance group and also celebrating a spectacular 40 years of the Guild.

It's a joy to see our community growing and creating together.

The photos are of Sue Hobbs with her finished steeked creations.

Rachel Harris



Sue Hobbs with her finished steeked cardigan

crocheting baby's dresses, a bolero jacket, fingerless mittens, baby blankets and shawls. Some granddaughters have been gifted crocheted clothes as well: a top-down-patterned dress and a skirt crafted from a UFO (a striped cotton vest).

We are currently using up our stashes of coloured wool making temperature rugs. It is fascinating seeing the maximum and minimum temperatures we are experiencing represented in lollipop stripes.

Continuing our love of colour, at our pre-Easter meeting we admired the lovely centrepiece members contributed to with their colourful crochet chicks which our Convenor, Pat, surrounded with multicoloured chocolate Easter eggs.

The cool weather is approaching so we are all feeling motivated to create warm and cosy items.

A. Murphy, Secretary



Colourful crochet chicks for Easter

CROCHET TURRAMURRA

We've been delighted to welcome new members Chris and Cherie, and with Pat and Di sharing the Convenors role they have lots of new ideas for workshops. Everyone is excited that May will herald the 40th Anniversary of the Knitter's Guild. Turramurra Crochet itself has been running since 1995, which is just wonderful.

Our workshops have covered houndstooth and mesh patterns, and heart-shaped pendants whilst our members have been very clever in

VIRTUAL

The Virtual Group has been busy working through our topics for the year. We had a stimulating discussion on using household objects in your knitting and in March, Julie visited from the Pittwater group and gave us an interesting and interactive talk on Caring for Ourselves when crafting which inspired us all to move and stretch more.

Sue Frost, Secretary

WEST RYDE

We have had a good year so far. A trip to the Kiama markets was a lovely day with lots of knitting on the train trip. Some of our ladies received awards for their knitting/crochet in the Blacktown and Easter Shows.

Our youngest member, 10-year-old Daisy, won first prize and best exhibit in the Blacktown Show. It is wonderful to see Daisy doing so well and enjoying learning from our ladies.

Jane Smith also won three firsts including best exhibit at the Blacktown Show.

The Easter Show was also a winning event with Kerry Dowsett winning 2nd place for a knitted baby dress. Beth Clothier was highly commended for a child's crochet dress.

Yvonne Fazzolari entered the Ag Shows Wool Article/Garment State Competition. It is three articles first judged at a District Competition with district winners going to next year's Royal Easter Show.

A big congratulations to all our winning ladies.

Jean Smith, Convenor




10-year-old Daisy was a winner at the Blacktown Show

WOY WOY

The group supports a local charity, We Care Connect, by providing clothes for babies and children, Christmas presents and toiletries, so we were very pleased to welcome the CEO of the charity to our March meeting and hear more about their wonderful work on the Central Coast.

To celebrate the Guild's 40th Anniversary, we're hoping to produce 40 knitted and crocheted teddies before the year end to donate to the local ambulance service. We're also planning to host a 40th birthday party in August to celebrate this milestone at the same time as we also always celebrate the Group's own birthday.

Sally Ogilvie, Convenor



Stella Fava



Stella Fava has been instrumental in creating our new website launched in September 2025 and she continues to spend many hours improving its functionality for the membership. We are fortunate to have her sharing her expertise.

Q. What's your knitting/crochet superpower?

A. Persistence and dedication to creating beautiful things from yarn.

Q. What's the most recent technique/ tip you have learnt?

A. Filet Crochet

Q. What's next on your 'learn to do' list?

A. Intarsia.

Q. How long have you been knitting/crocheting?

A. I fully immersed myself in both knitting and crochet during Covid 2020.

Q. What do you know now that you wish you'd known when you started out?

A. The importance of gauge and the usefulness of lifelines.

Q. WIPs (work in progress)—do you like to focus on one or two projects at a time or do you have more projects on the go than there are days in the week?



It took Fiona eight hours just to weave in the ends on her cardigan's sleeves.

A. Yup, the latter. So many WIPs, so little time.

Q. You notice a small mistake—do you rip back or carry on?

A. Rip back, every time.

Q. Why do you enjoy being a member of the Knitters' Guild NSW?

A. I enjoy meeting with my group and chatting mostly about yarn and yarn crafts. I love to see what other knitters and crocheters are doing which both inspires me and brings me joy.

Q. What are your favourite colours?

A. The blues and greens and anything in between are my absolute favourites. Closely followed by pinks and purples. What would we see in your yarn stash? Mostly cotton. Lots of charity yarn. A whole bunch of hand dyed single skeins.

Q. When you're not knitting or crocheting you are...

A. Working. Playing pickleball. Enjoying cocktails with my girlfriends, cooking and/or baking and hanging out with my two toy poodles.

Fiona Donovan



Fiona Donovan, is a member of the Inner City Group and this year won first place at the Easter Show for her Lerwick Cardigan and her entry also earned a Standard of Excellence rosette. She spoke with A Good Yarn about the process of creating her winning entry.

Seven years. This project has been with me for seven years, ever since I decided it would be the ultimate "significant birthday" present to myself.

The original design by Marie Wallin actually asks for a fair amount of flat knitting, but I decided to make life interesting and converted the whole thing to a steek instead. That meant adding extra steek sections beyond what was already in the pattern—just to dial up the difficulty level, because apparently, I like a challenge!

I was determined that this was the year to finally cross the finish line. I managed to knock out each sleeve in a week, but then came the marathon: eight hours just to weave in the ends. After that, it was time to sew, crochet, and felt those steeks. During the knit-along, Marie actually mentioned that her five-stitch steek was a bit too small (she wasn't wrong!), so I took some extra precautions there. Even with the "grip" of Shetland wool, you can't be too careful when you're about to take scissors to seven years of work.

Marie's charts add another layer of complexity; she uses symbols rather than colors, and some of them are so similar they're quite tricky to read. But despite the hurdles and the sheer length of the journey, I loved the process.

I am incredibly proud to have made it into the Cabinet of Excellence. I've been entering the show for over 15 years and have picked up quite a few first-place ribbons, but this is my very first rosette. Definitely worth the wait.



RETAIL MEMBERS

24 MILE HOLLOW YARN CO

Kandos

W | 24milehollowyarnco.com.au

E | 24milehollowyarnco@gmail.com

ADAGIO MILLS

Hawkesbury

W | adagiomills.com.au

E | info@adagiomills.com.au

FB | facebook.com/adagioalpacamills

INSTAGRAM | [@adagiomills](https://instagram.com/adagiomills)

ADORKABLE HANDMADE

E | adorkablehandmade@gmail.com

INSTAGRAM | [@adorkablehandmade](https://instagram.com/adorkablehandmade)

AUSTRALIAN ALPACA YARN

Alpaca Ultimate

W | australianalpacayarn.com.au

E | sales@australianalpacayarn.com.au

FB | facebook.com/alpacaultimate/

BENDIGO WOOLLEN MILLS

4 Lansell St

Bendigo VIC 3550

P | 03 5442 4600

W | bendigowoollenmills.com.au

E | info@bendigowoollenmills.com.au

BUMBLEBEE KNITS & YARNS

P | 03 5442 4600

W | bumblebeeknits.com.au

E | info@bumblebeeknits.com.au

INSTAGRAM | www.instagram.com/bumblebeeknitsandyarns/

CASTLE HANDMADE

Shop 21 Springett's Arcade,

302 Bong Bong Street

Bowral NSW 2576

P | 0416 307 408

W | castlehandmade.com.au

E | info@castlehandmade.com.au

ELEVENTYONE WINDMILLS

Newcastle

W | eleventyonewindmills.com.au

INSTAGRAM | [@11windmills](https://instagram.com/@11windmills)

FIBRE ARTS SHED

Central Coast

P | 0422 160 506

W | fibreatsshed.com.au

GLENHEAVENKNITS

W | etsy.com/au/shop/glenheavenknits

E | glenheavenknits@gmail.com

GLENORA WEAVING & WOOL

Berry

P | 0424 868 200

W | glenoraweaving.com.au

E | glenoraweaving@gmail.com

INSTAGRAM | [@glenoraweaving](https://instagram.com/@glenoraweaving)

GREAT OCEAN ROAD WOOLLEN MILL

W | gorwm.com.au

E | hello@gorwm.com.au

GRETA'S @ ROSEVILLE

72 Pacific Highway

Roseville NSW 2069

W | gretasroseville.com.au

GRUMPY GINGER

145 Alison Road

Wyong NSW 2259

W | grumpyginger.com.au

FB | facebook.com/Grumpy.Ginger.Yarn

INSTAGRAM | [@grumpy.ginger.yarn](https://instagram.com/@grumpy.ginger.yarn)

HODGEPODGE SKEINS

W | hodgepodgeskeins.com/shop

E | kaz@hodgepodgeskeins.com

JOKAMAMO TEXTILES

W | jokamamotextiles.com

KAALUND YARNS

W | kaalundyarns.com.au

LUXE HANDWEAVING

Toronto

P | 0417 399 353

E | Linda.luxehandweaving@gmail.com

FB | facebook.com/luxehandweaving

MARLYN ALPACA

Thornleigh

P | 02 9481 0949

W | marlynalpaca.com.au

OBSESSION YARNS

W | obsessionyarns.com.au

E | obsessionyarns@gmail.com

ONE STITCH TWO STITCH

Kellyville Ridge, NSW

W | onestitchtwostitchco.etsy.com

E | angieschroder.42@gmail.com

INSTAGRAM | [@onestitchtwostitchco](https://instagram.com/@onestitchtwostitchco)

SET ON SEWING & CRAFT

Shop 2, Ron Alt Lane

Toukley, NSW 2263

P | 02 4397 2373

W | setonsewingandcraft.com.au

SIGNATUR HANDKNITS

P | 0427 064 834

W | sigknit.com

E | jane@sigknit.com

FB | facebook.com/SignaturHandknits

INSTAGRAM | [@signaturhandknits](https://instagram.com/@signaturhandknits)

SPUNOUT FIBRES

Hill End, NSW

P | Ann: 0409 823 045

E | spunoutfibres@gmail.com

THE AUSTRALIAN WOOL STORE

W | theaustralianwoolstore.com

P | 0408 880 441

THIS LUSH CORNER

Snowy Mountains, NSW

W | thislushcorner.com

THREE MUSCATS FIBRE FARM

Wattle Ponds, NSW

W | threemuscatsfibrefarm.com.au

INSTAGRAM | [@threemuscatsfibrefarm](https://instagram.com/@threemuscatsfibrefarm)

THREE TREES FIBRE CRAFT

W | threetreesfibrecrafts.com.au

FB | facebook.com/threetreesfibrecrafts

INSTAGRAM | [@threetreesfibrecrafts](https://instagram.com/@threetreesfibrecrafts)

VIRGINIA FARM WOOL WORKS

P | 0448 866 789

W | virginiafarmwoolworks.com.au

WARATAH FIBRES AND YARNS

Bundanoon

P | 02 4883 6138

W | waratahfibres.com.au

E | helen@waratahfibres.com.au

WOOL 2 YARN

Mornington

P | 0404 753 840

W | wool2yarn.com.au

WOOLSHED @ MANUKA

Shop 2B, Manuka Court

11-17 Bougainville St

Manuka ACT 2603

P | 02 6295 0061

W | woolshed.com.au

YUMMY YARN AND CO

29 Talbragar Street

Dubbo NSW 2830

P | 0431 754 909

W | yummyyarnandco.com.au